

# Reviewing Country-Level Government M&E Systems

Pierre Biscaye, Melissa LaFayette, Andrew Martin, Monica Richardson, Zoë True, and Samantha Novak  
Evans School Policy Analysis and Research Group (EPAR)

## Research Question

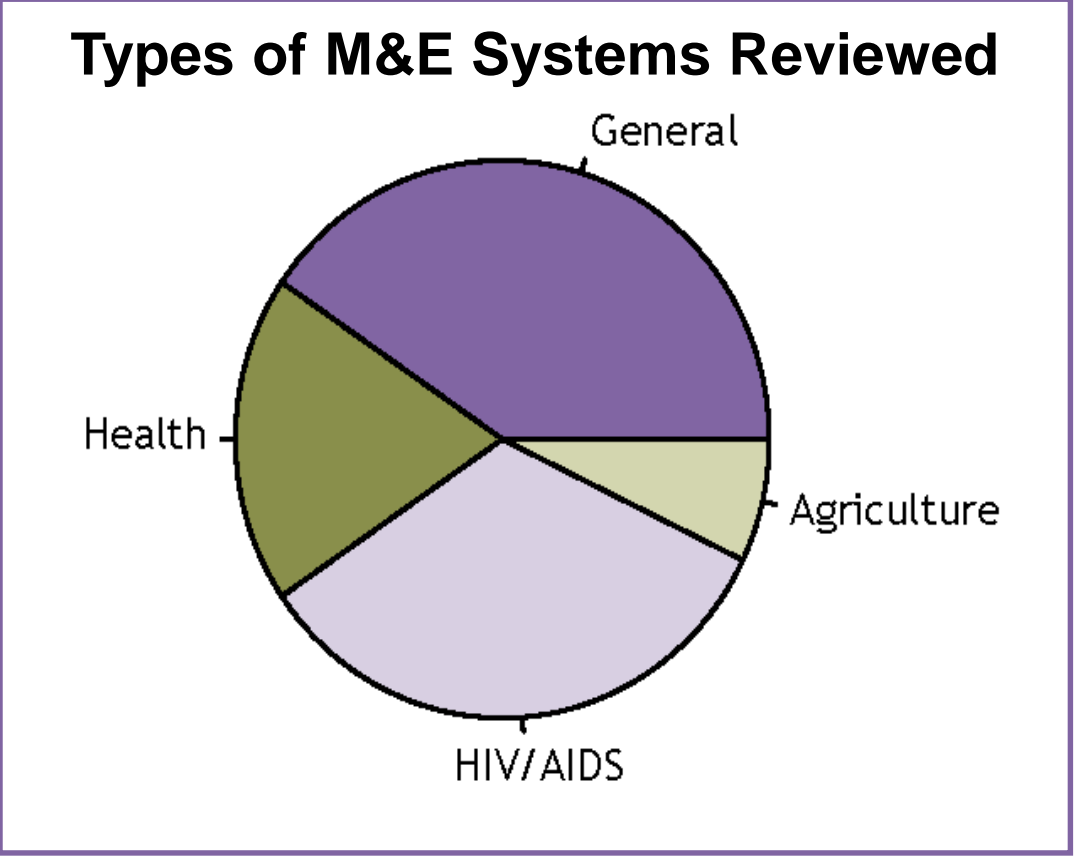
**How similar is monitoring and evaluation across countries?**

Comparing evaluation results between countries is challenging because of the differences in monitoring and evaluation frameworks, information gathering processes, and different definitions of "results" across donors and governments. This report reviews approaches to results monitoring and evaluation used by governments in developing countries, and highlights trends and gaps in national monitoring and evaluation (M&E) systems.

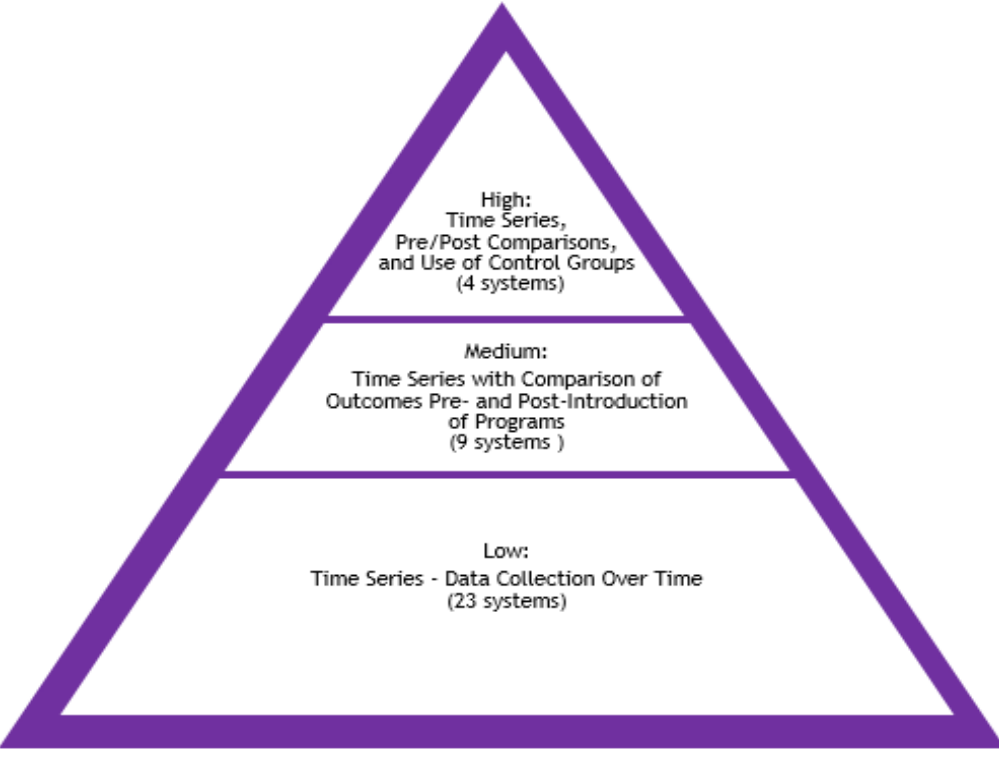
## Methods

We collect evidence on 42 separate government M&E systems in 23 developing countries.

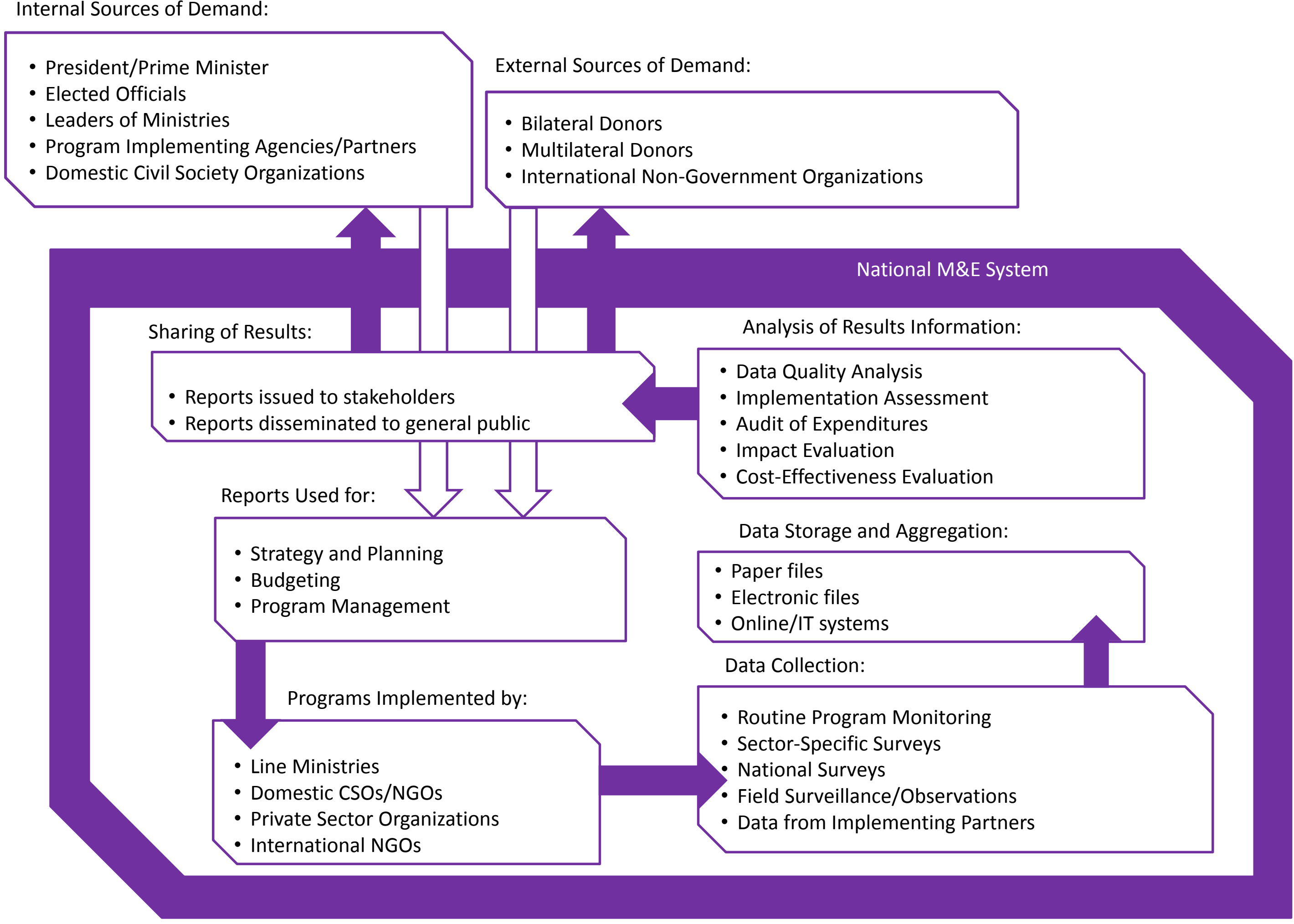
- 17 general national M&E systems
- 25 sector-specific national M&E systems



## Attention to Impact Evaluation



## Flow of Information in M&E Systems



## Donor-Government Alignment

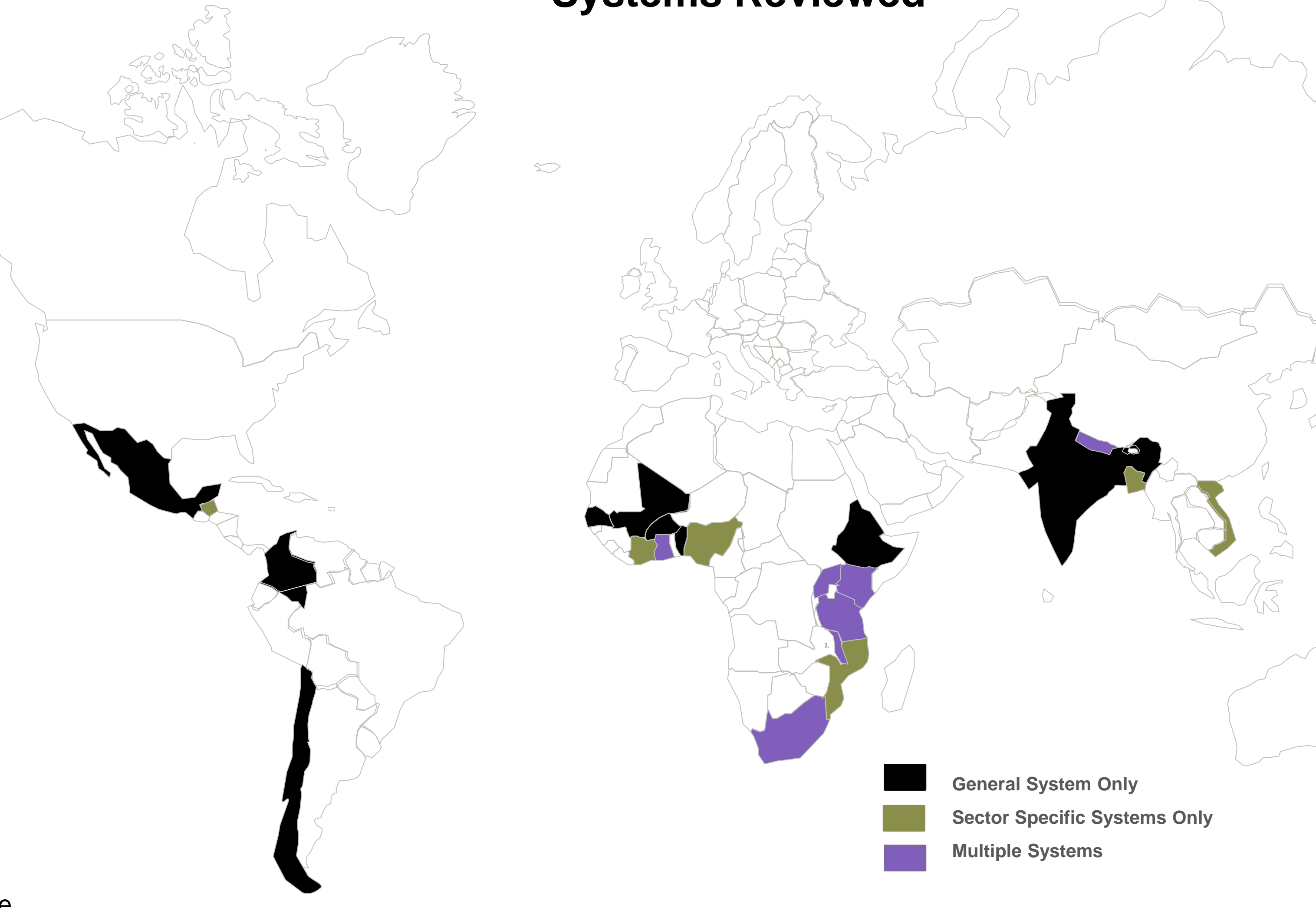
Harmonization of M&E demands	Mutual accountability	M&E info externally disseminated	Support provided by donors	Country	System Type
Low	Low	Low	Low	Malawi	National M&E Systems
Low	Low	Low	Low	Ethiopia	
Low	Low	Low	Low	Mali	
Low	Low	Low	Low	Tanzania	
Low	Low	Low	Low	Ghana	
Low	Low	Low	Low	Uganda	
Low	Low	Low	Low	Colombia	
Low	Low	Low	Low	Benin	
Low	Low	Low	Low	Rwanda	
Low	Low	Low	Low	Nepal	
Low	Low	Low	Low	South Africa	
Low	Low	Low	Low	India	HIV/AIDS M&E Systems
Low	Low	Low	Low	Senegal	
Low	Low	Low	Low	Kenya	
Low	Low	Low	Low	Mexico	
Low	Low	Low	Low	Chile	
Low	Low	Low	Low	Burkina Faso	
Low	Low	Low	Low	Ethiopia	
Low	Low	Low	Low	Malawi	
Low	Low	Low	Low	Nepal	
Low	Low	Low	Low	Nigeria	
Low	Low	Low	Low	Kenya	
Low	Low	Low	Low	Tanzania	
Low	Low	Low	Low	Cote d'Ivoire	
Low	Low	Low	Low	Uganda	
Low	Low	Low	Low	Belize	
Low	Low	Low	Low	Rwanda	
Low	Low	Low	Low	Vietnam	
Low	Low	Low	Low	Ghana	
Low	Low	Low	Low	Bangladesh	
Low	Low	Low	Low	South Africa	
Low	Low	Low	Low	Rwanda	Health M&E Systems
Low	Low	Low	Low	Malawi WASH	
Low	Low	Low	Low	Uganda	
Low	Low	Low	Low	Ethiopia	
Low	Low	Low	Low	Nepal	
Low	Low	Low	Low	Kenya	
Low	Low	Low	Low	Malawi	
Low	Low	Low	Low	Mozambique	
Low	Low	Low	Low	Rwanda	Agriculture M&E Systems
Low	Low	Low	Low	Malawi	
Low	Low	Low	Low	Ghana	

In this heat map, M&E systems are ordered according to their ratings on questions in our framework having to do with donor-government alignment.

## Highlights of Findings on Government M&E Systems

- Governments face several challenges with institutionalizing and coordinating M&E systems, including defining and clarifying roles and leadership, aligning and coordinating across sectors, and building internal staff capacity.
- In many countries, strong demand from elected officials is supporting improved coordination of M&E.
- Data collection challenges include inadequate staffing, high staff turnover, infrequent training for data collection skills, duplication of efforts, delays in data collection and submission, and limited data verification.
- Almost all systems have strategic frameworks, often expressed as a theoretical causal chain outlining activities, outputs, and outcomes, but at the country level, there is a greater focus on tracking outputs of programs than evaluating their outcomes or impacts.
- Few systems consistently use M&E data for decision-making around strategy, budgeting, or program management.
- Efforts to align donor and government M&E systems include the use of common indicators, technical support from donors, public dissemination of M&E data, and systems for mutual accountability.
- Many systems do not report rules or standards for data collection, aggregation, or verification. An increasing number of systems, however, are using electronic tools and systems to improve data collection.

## Map of Government M&E Systems Reviewed



## Evans School Policy Analysis and Research Group (EPAR)

EPAR's innovative student-faculty team model is the first University of Washington (UW) partnership to provide ongoing rigorous, applied research and analysis to the Bill & Melinda Gates Foundation. Established in 2008, the EPAR model has since been emulated by other UW schools and programs to further support the foundation and enhance student learning. Learn more about the faculty, staff, and students involved in EPAR and view EPAR's research at <http://evans.uw.edu/centers-projects/epar/evans-school-policy-analysis-research-group>



Evaluating Country-Level Government M&E Systems Team

