



EPAR Review of Research Using LSMS-ISA Data

2/19/2016

*Please direct comments or questions about this research
to Principal Investigators C. Leigh Anderson and Travis
Reynolds at epar.evans.uw@gmail.com.*



Key Takeaways and Trends

- Searches of academic databases, the World Bank, Google, and government statistics office websites of LSMS-ISA countries yielded **570 articles, presentations, and other literature that use or reference the LSMS-ISA in some way**

Research focus

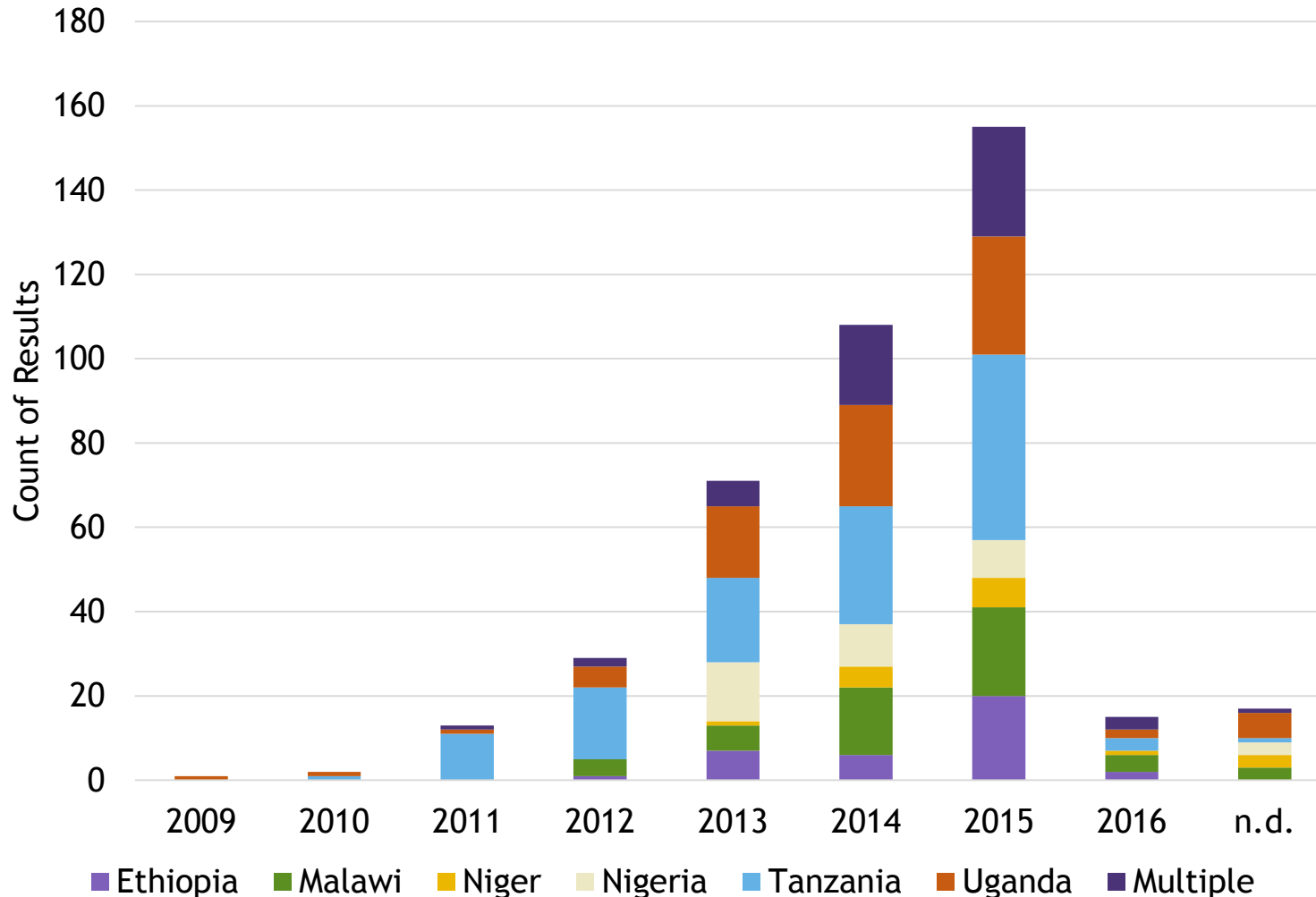
- 415 search results use the LSMS-ISA data for primary research
- 21 search results discuss research methods and approaches to using the LSMS-ISA but do not analyze the data
- 134 search results refer to the LSMS-ISA but do not analyze the data
- Analysis and figures in the following slides are based on the 415 results that use the LSMS-ISA data, and do not include counts of the other 155 results.

Publication types

- 179 of the search results are published papers or books; the remaining 391 include working papers, reports, and presentations
- 162 of the search results involved the World Bank, either as an author, funder, or in supporting the research

Use of Country Surveys

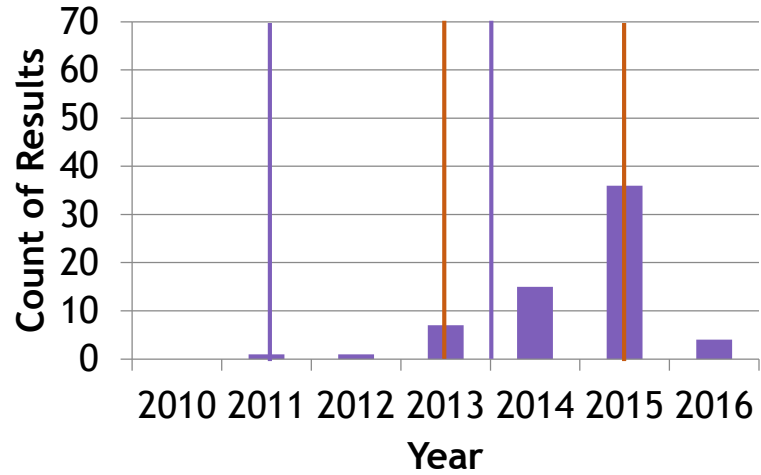
Count of Search Results Referring to Specific Country LSMS-ISA Surveys, by Year



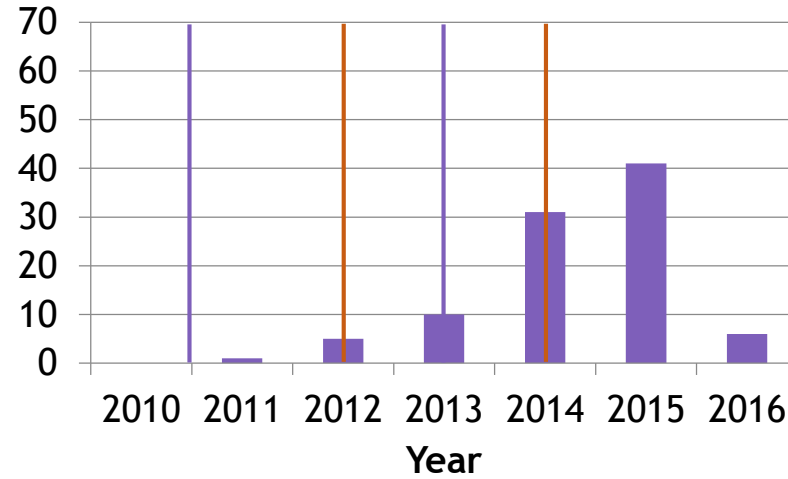
- 58 results use multiple LSMS-ISA datasets.
- The Tanzania National Panel Survey (TZNPS) is the most commonly used (176 results), followed by the Uganda (129) and Malawi (101) surveys.
- We find fewer results using the LSMS-ISA data from Ethiopia (66), Nigeria (61) and Niger (44).
- A separate search for research using the EGC-ISSER Ghana Panel Survey yielded 12 results.

Search Results by Country*

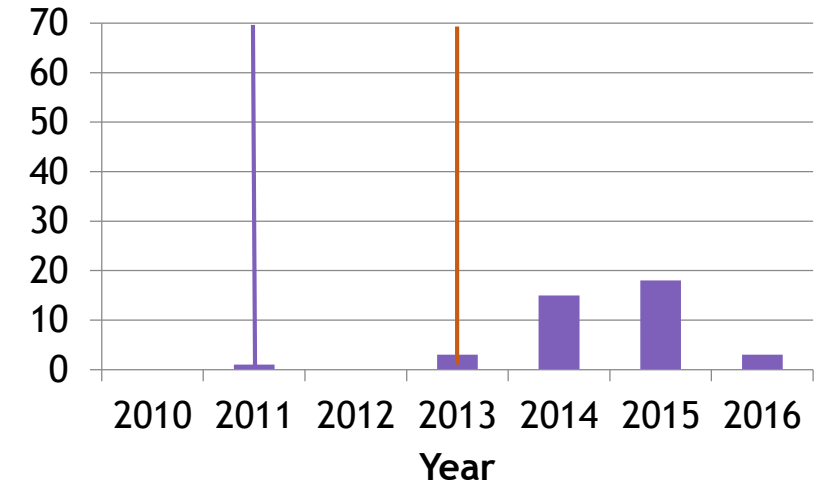
Ethiopia



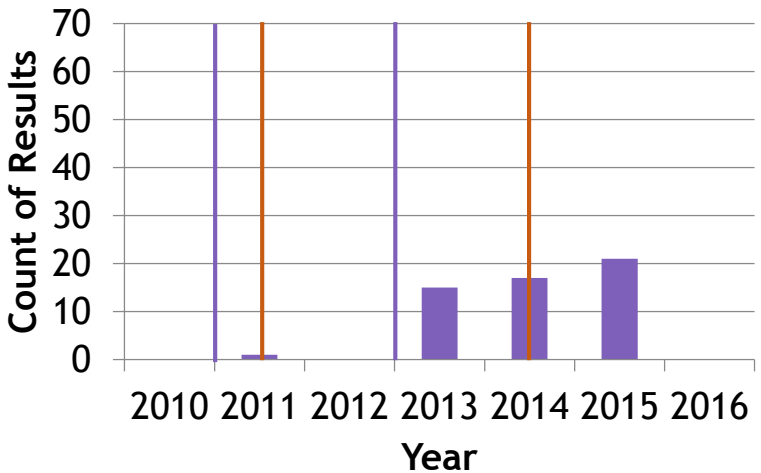
Malawi



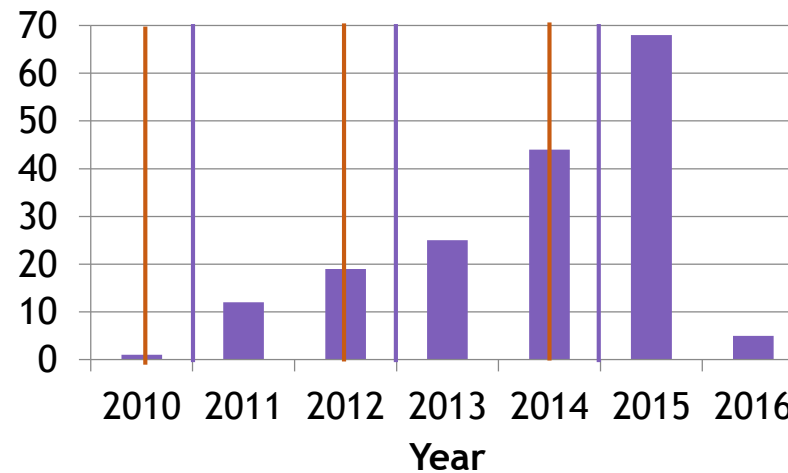
Niger



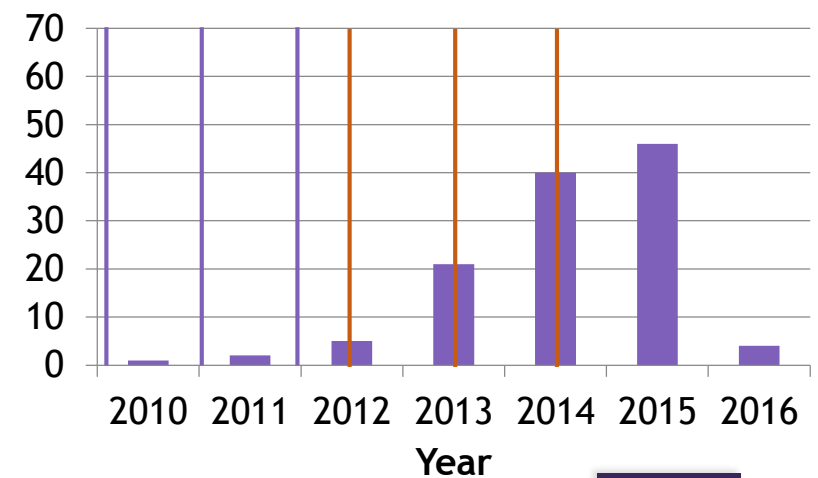
Nigeria



Tanzania (LSMS-ISA Wave 1 in 2008-09)



Uganda

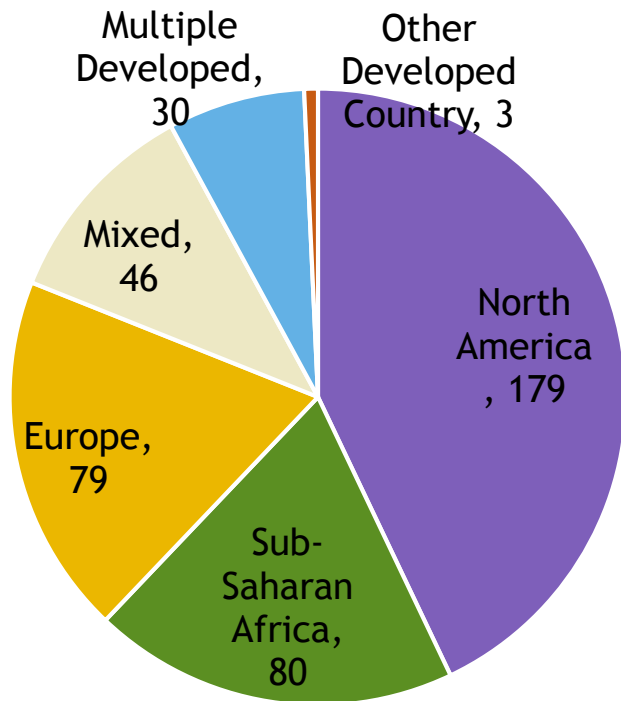


*Note: Purple lines indicate the timing of data collection for individual LSMS-ISA waves. Orange lines indicate year of public release of waves of data.

Sources of LSMS-ISA Research

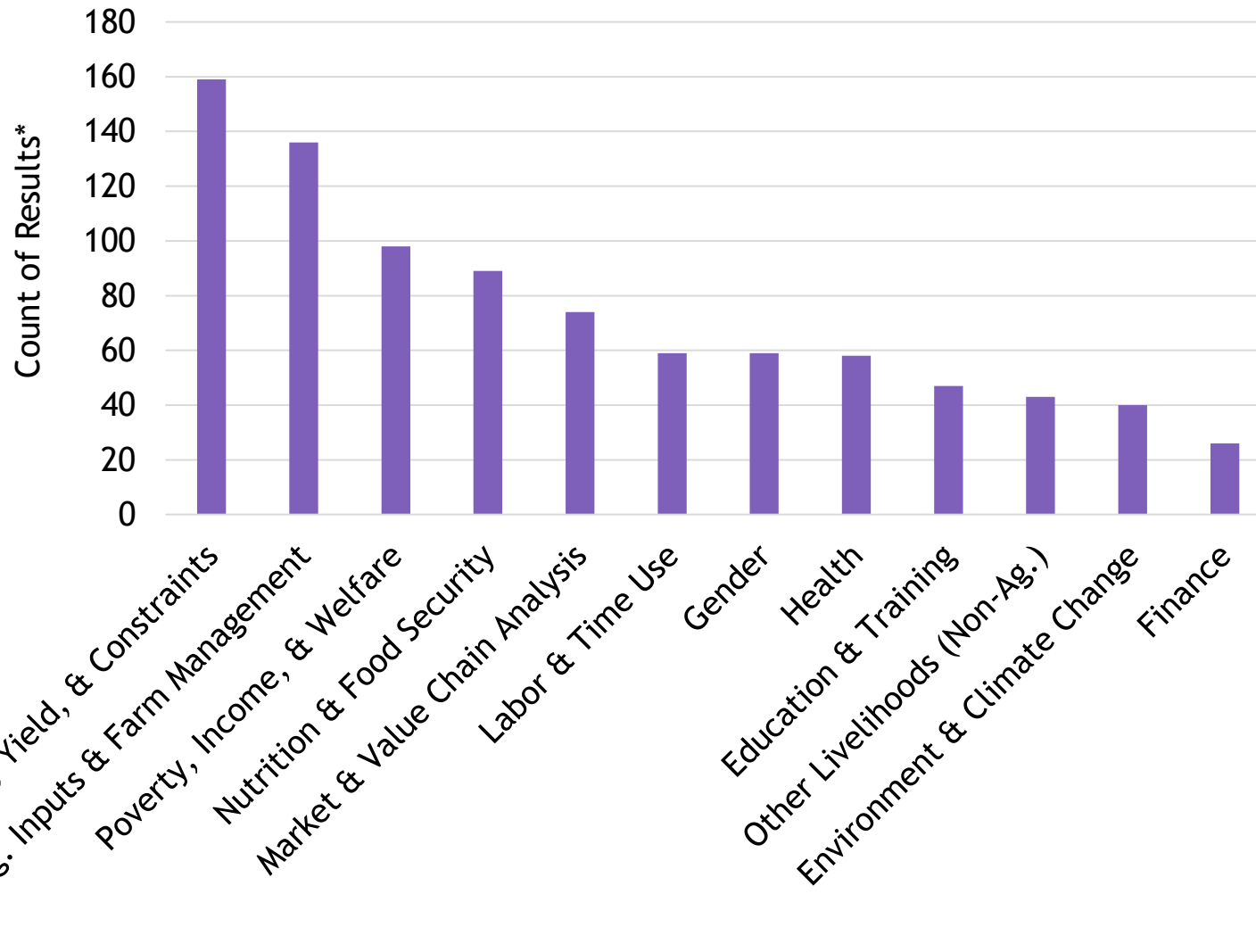
- The majority of LSMS-ISA analysis (291 of 417 results reviewed) originated from authors based solely in developed countries, but 80 results originated solely from authors in Sub-Saharan Africa, and 46 results are collaborations of authors located in both developed and developing countries.

Count of Search Results by Geography of Authors



- 238 of 417 results included at least one author with a **university affiliation**, including: American University (9), Cornell University (9), Makerere University (9), Michigan State University (9), University of Rome Tor Vergata (6), and the University of Washington (37).
- Several **multilateral organizations** beyond the World Bank contribute to research using the LSMS-ISA, including the FAO (28 results), IFPRI (30), ILRI (5), and the WFP (5).
- Government offices in the LSMS-ISA countries** contributed to 54 articles, including research from the Ethiopia Central Statistical Agency (10 results), the Nigeria National Bureau of Statistics (11), the Tanzania National Bureau of Statistics (8), and the Ugandan Bureau of Statistics (8).
- Other organizations contributing to multiple pieces of LSMS-ISA research include EPAR at the University of Washington (33 results), the EPRC in Uganda (11), the ESRF in Tanzania (5), and UNU-WIDER (7).

Research by Subject Area



- The LSMS-ISA data are used for research on a wide variety of topics, and many articles discuss relationships between different topic areas, such as agricultural practices and nutrition or poverty.
- The most common topics of research using the LSMS-ISA relate to agriculture, considering productivity, yield, & constraints (144 results) and inputs & farm management (121).

*Note: Results could be coded as including research on multiple topics

Citations of LSMS-ISA Research

- The majority (312 of 417) of the search results do not have any citations listed in Google Scholar.
 - Many of these are not published, or are organizational reports or presentations.
- The other 105 results have an average of 6.7 citations, though a plurality (28) are only cited once, and just 21 have 10 or more citations.
- The most-cited article (65 citations) is a World Bank paper on the impact of measurement error on estimating farm productivity (Carletto, Savastano, & Zezza, 2013).
- Another World Bank article discussing productivity has 33 citations (Kilic, Palacios-Lopez, & Goldstein, 2015), while one on reliability of recall in agricultural data has 37 (Beegle, Carletto, & Himelein, 2012).
- The second most-cited article (38 citations) is a paper on farm production diversity and dietary diversity in Malawi (Jones, Shrinivas, & Bezner-Kerr, 2014).

Count of Results (with 1+ citations)
by Number of Citations

